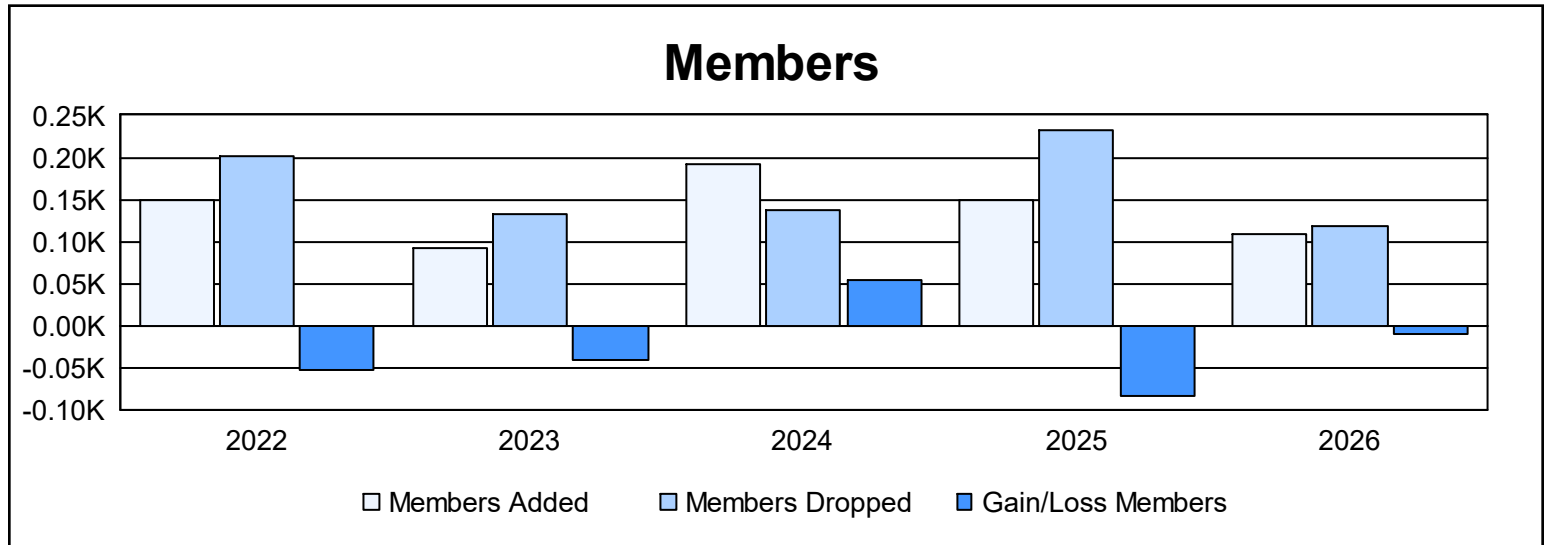
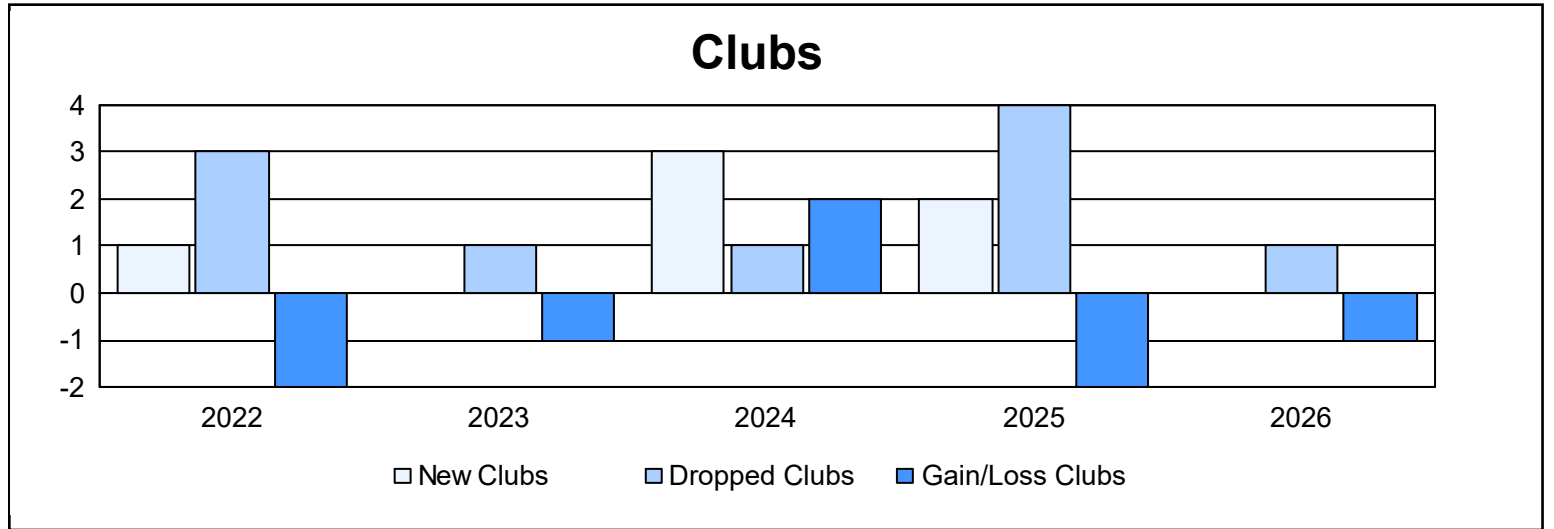
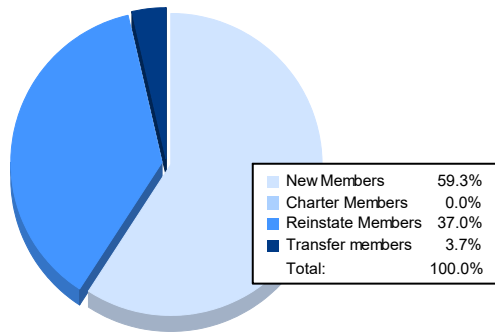


Year	New Clubs	Dropped Clubs	Gain/ Loss Clubs	New Members	Charter Members	Reinstate Members	Transfer Members	Total Member Added	Total Members Dropped	Gain/ Loss Members
2021-2022	1	3	-2	92	27	27	3	149	201	-52
2022-2023	0	1	-1	79	0	5	8	92	132	-40
2023-2024	3	1	2	108	73	6	4	191	137	54
2024-2025	2	4	-2	92	46	5	6	149	233	-84
2025-2026	0	1	-1	64	0	40	4	108	118	-10
<b>Average</b>	<b>1</b>	<b>2</b>	<b>-1</b>	<b>87</b>	<b>29</b>	<b>17</b>	<b>5</b>	<b>138</b>	<b>164</b>	<b>-26</b>



### Membership Composition May 2026 Cumulative



### Gender Composition May 2026 Cumulative

